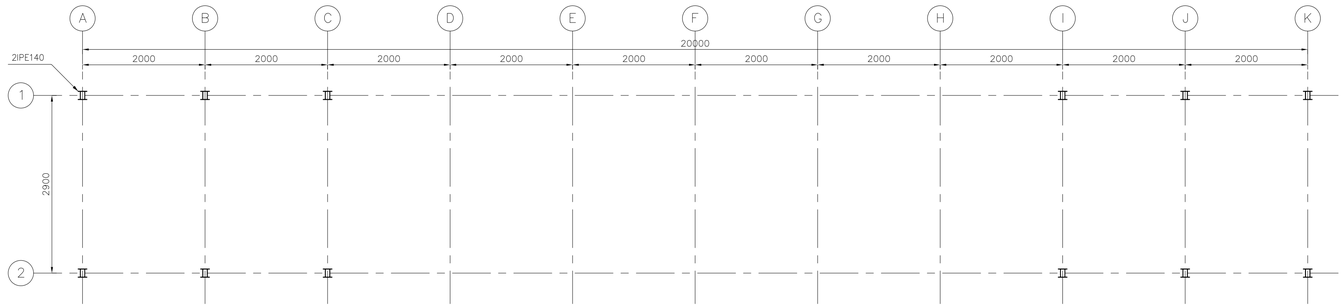

COLUMN PLAN

SC.1:50

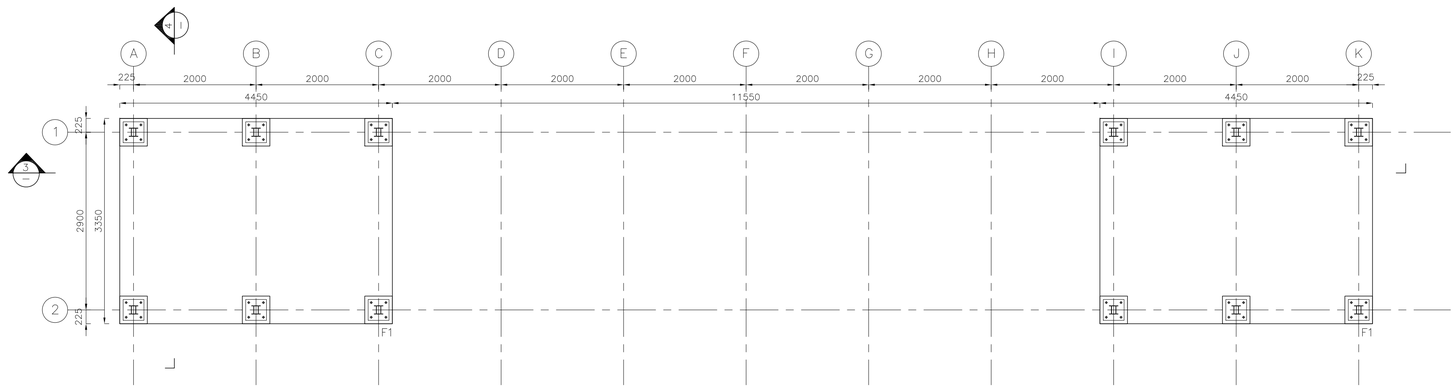

FOUNDATION PLAN

SC.1:50

REFERENCES

NOTE

1. All dimensions are specified in millimeters, and all coordinates and elevations are in meters.
2. Reinforced concrete shall achieve the specified compressive strength of f'_c =300 kg/cm^2 on cylinder samples with dimensions of 150 mm diameter × 300 mm height, unless otherwise noted. The maximum water - to - cement ratio (W/C) shall not exceed 0.40.
3. Portland cement, Type II, shall be used for all concrete works, with a minimum cement content of 350 kg/m^3.
4. Reinforcement bars shall have a yield strength of 4000 kg/cm^2, conforming to Type AIII specifications.
5. Lean concrete with specified compressive strength of f'_c =100 kg/cm^2 and cement content of 150 kg/m^3 shall be placed immediately after excavation to mitigate soil weathering.
6. Bar overlaps, end hooks, bents and development lengths shall comply with the requirements of INBC - 9, Section 9 - 21.
7. Final slopes shall be determined on - site based on actual soil conditions and approved by the site supervision team.

for TENDER DOCUMENT

KEY PLAN

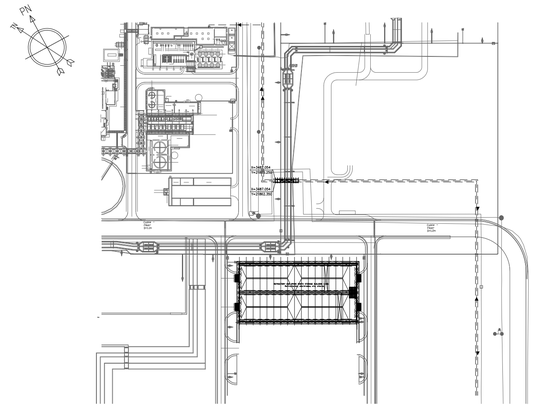

CLIENT: شرکت توسعه آهن و فولاد گل گهر G.I.S.D.Co.

CONSULTANT: BARSOO برسو شرکت مهندسی CONSULTING and PROJECT MANAGEMENT

CONTRACTOR:

SUBCONTRACTOR:

	Name	Date:	Sign.	CLIENT DOC . NO.	
Approved	A.MONFARED	1405.02.02	--	S-SM01-D-BOP-WWTP-DWG-CV-101	
Checked:	AH.KOSARIEH	1405.02.02	--	PROJECT NO.: 157DCGU1020101-00	
Designed:	J.MALEKIAN	1405.02.02	--	SCALE 1:1000	DOC CLASS NO.: --

PROJECT: PIPE RACK

DRAWING TITLE: COLUMN PLAN & FOUNDATION PLAN

DRAWING NO.

REGION CODE	PROJECT CODE	SUB PHASE CODE	AREA CODE	UNIT CODE	DOC TYPE CODE	DISCIPLINE CODE	SERIAL NO	REV	SIZE	SHEET
S	SM01	D	BOP	WWTP	DWG	CV	101	0	A1	1/1

File name:157DCGU1020101-00.DWG

Rev.	DESCRIPTION	Prepared	Checked	Approved	Date
0	FIRST ISSUE	J.MALEKIAN	AH.KOSARIEH	A.MONFARED	1405.02.02
-	-	-	-	-	-

THIS PRINT AND ALL THE INFORMATION HEREON IS THE PROPERTY OF BARSOO MUST NOT BE MADE PUBLIC, COPIED OR USED IN ANY WAY DETRIMENTAL TO OUR INTEREST. IT IS LOANED SUBJECT TO RETURN ON DEMAND, UNLESS FURNISHED UNDER CONTRACT.

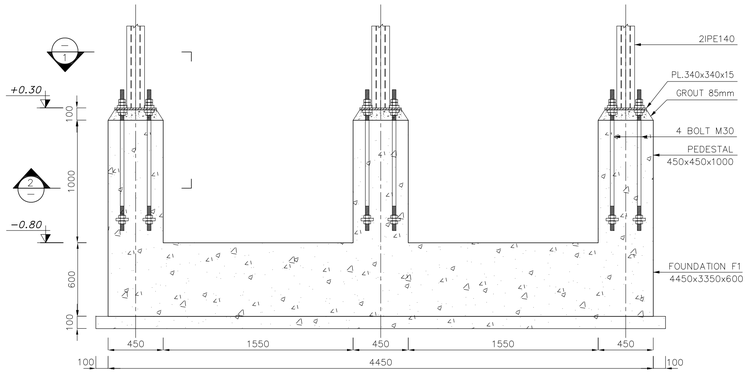

FOUNDATION F1

SC.1:25

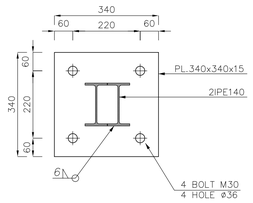

SECTION 1-1

SC.1:10 BASE PLATE

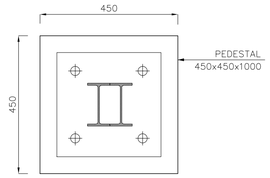

SECTION 2-2

SC.1:10 PEDESTAL

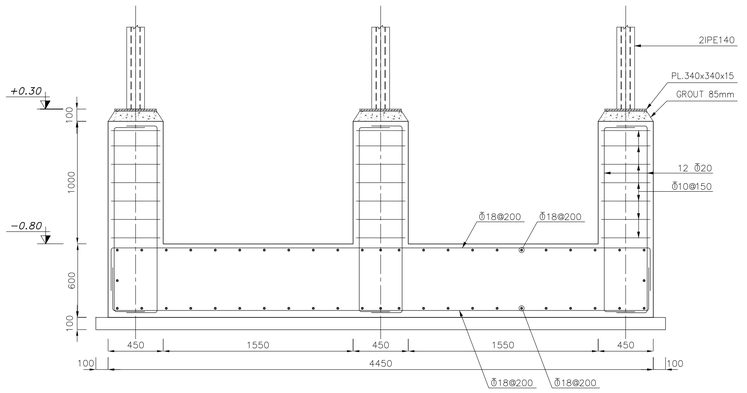

REINFORCEMENT FOUNDATION F1

SC.1:25

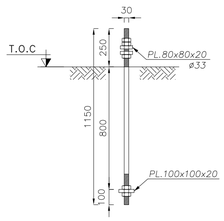

ANCHOR BOLT M30

SC.1:20 CK45

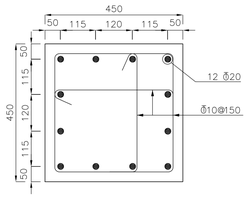

REINFORCEMENT SECTION 2-2

SC.1:10 PEDESTAL



Rev.	DESCRIPTION	Prepared	Checked	Approved	Date
–	–	–	–	–	–
0	FIRST ISSUE	J.MALEKIAN	AH.KOSARIEH	A.MONFARED	1405.02.02

REFERENCES

NOTE

1. All dimensions are specified in millimeters, and all coordinates and elevations are in meters.
2. Reinforced concrete shall achieve the specified compressive strength of f'_c =300 kg/cm^2 on cylinder samples with dimensions of 150 mm diameter × 300 mm height, unless otherwise noted. The maximum water - to - cement ratio (W/C) shall not exceed 0.40.
3. Portland cement, Type II, shall be used for all concrete works, with a minimum cement content of 350 kg/m^3.
4. Reinforcement bars shall have a yield strength of 4000 kg/cm^2, conforming to Type AIII specifications.
5. Lean concrete with specified compressive strength of f'_c =100 kg/cm^2 and cement content of 150 kg/m^3 shall be placed immediately after excavation to mitigate soil weathering.
6. Bar overlaps, end hooks, bents and development lengths shall conply with the requirements of INBC - 9, Section 9 - 21.
7. Final slopes shall be determined on - site based on actual soil conditions and approved by the site supervision team.

for TENDER DOCUMENT

CLIENT: شرکت توسعه آهن و فولاد گل گهر G.I.S.D.Co.

CONSULTANT: BARSOO برسو CONSULTING and PROJECT MANAGEMENT شرکت مهندسی

CONTRACTOR:

SUBCONTRACTOR:

	Name	Date:	Sign.	CLIENT DOC . NO.	
Approved	A.MONFARED	1405.02.02	--	S-SM01-D-BOP-WWTP-DWG-CV-102	
Checked:	AH.KOSARIEH	1405.02.02	--	PROJECT NO.: 157DCGU1020102-00	
Designed:	J.MALEKIAN	1405.02.02	--	SCALE 1:1000	DOC CLASS NO.: --

PROJECT: PIPE RACK

DRAWING TITLE: FOUNDATION F1 & SECTIONS

DRAWING NO.

REGION CODE	PROJECT CODE	SUB PHASE CODE	AREA CODE	UNIT CODE	DOC TYPE CODE	DISCIPLINE CODE	SERIAL NO	REV	SIZE	SHEET
S	SM01	D	BOP	WWTP	DWG	CV	102	0	A1	1/1

File name:157DCGU1020102-00.DWG

THIS PRINT AND ALL THE INFORMATION HEREON IS THE PROPERTY OF BARSOO MUST NOT BE MADE PUBLIC, COPIED OR USED IN ANY WAY DETRIMENTAL TO OUR INTEREST. IT IS LOANED SUBJECT TO RETURN ON DEMAND, UNLESS FURNISHED UNDER CONTRACT.

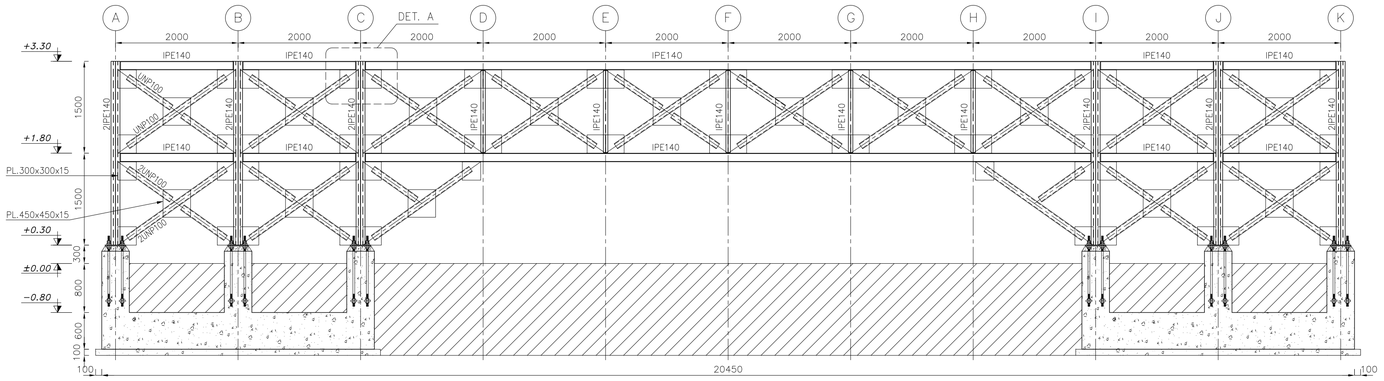

SECTION 3–3

SC.1:50

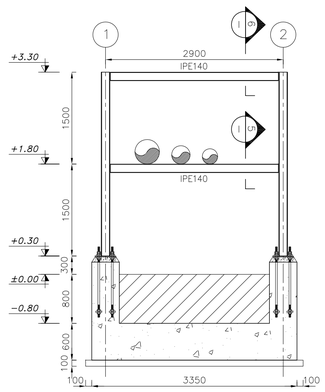

SECTION 4–4

SC.1:50

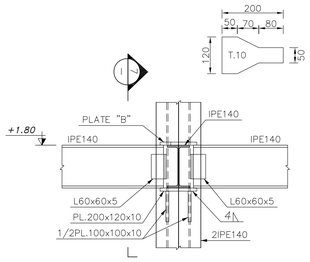

SECTION 5–5

SC.1:10

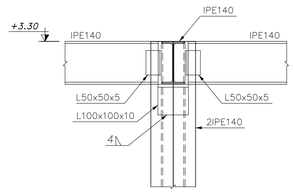

SECTION 6–6

SC.1:10

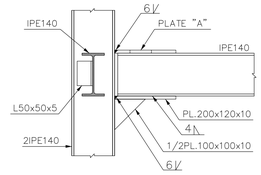

SECTION 7–7

SC.1:10

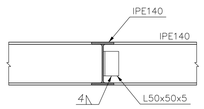

SECTION 8–8

SC.1:10

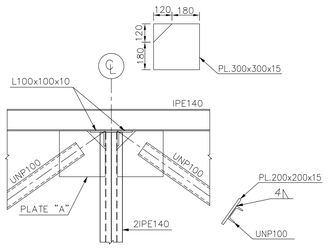

DETAIL A

SC.1:20

Rev.	DESCRIPTION	Prepared	Checked	Approved	Date
–	–	–	–	–	–
0	FIRST ISSUE	J.MALEKIAN	AH.KOSARIEH	A.MONFARED	1405.02.02

REFERENCES

NOTE

1. All dimensions are specified in millimeters, and all coordinates and elevations are in meters.
2. Structural steel shall be mild steel grade ST −37, with a yield strength of 2400 kg/cm².
3. Structural joints shall use hexagonal high−strength bolts, nuts, and hardened washers conforming to A490 −ISO 10.9 standards.
4. The minimum tensile strength of weld metal shall be 70 ksi (4900 kg/cm²).
5. All exposed steel surfaces shall be treated with a primer for anti −corrosion protection.

for TENDER DOCUMENT

CLIENT: شرکت توسعه آهن و فولاد گل گهر G.I.S.D.Co.

CONSULTANT: BARSOO برسو شرکت مهندسی CONSULTING and PROJECT MANAGEMENT

CONTRACTOR:

SUBCONTRACTOR:

	Name	Date:	Sign.	CLIENT DOC . NO.	
Approved	A.MONFARED	1405.02.02	−−	S−SM01−D−BOP−WWTP−DWG−ST−001	
Checked:	AH.KOSARIEH	1405.02.02	−−	PROJECT NO.: 157DCGU1020103−00	
Designed:	J.MALEKIAN	1405.02.02	−−	SCALE 1:1000	DOC CLASS NO.: −−

PROJECT: PIPE RACK

DRAWING TITLE: SECTION & DETAILS

DRAWING NO.

REGION CODE	PROJECT CODE	SUB PHASE CODE	AREA CODE	UNIT CODE	DOC TYPE CODE	DISCIPLINE CODE	SERIAL NO	REV	SIZE	SHEET
S	SM01	D	BOP	WWTP	DWG	CV	102	0	A1	1/1

File name:157DCGU1020103−00.DWG

THIS PRINT AND ALL THE INFORMATION HEREON IS THE PROPERTY OF BARSOO MUST NOT BE MADE PUBLIC, COPIED OR USED IN ANY WAY DETRIMENTAL TO OUR INTEREST. IT IS LOANED SUBJECT TO RETURN ON DEMAND, UNLESS FURNISHED UNDER CONTRACT.

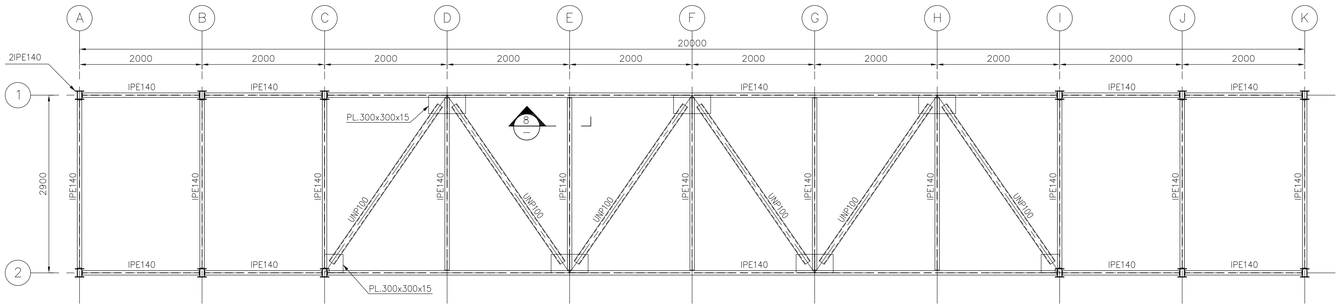

FRAMING PLAN

SC.1:50 EL:+1.80

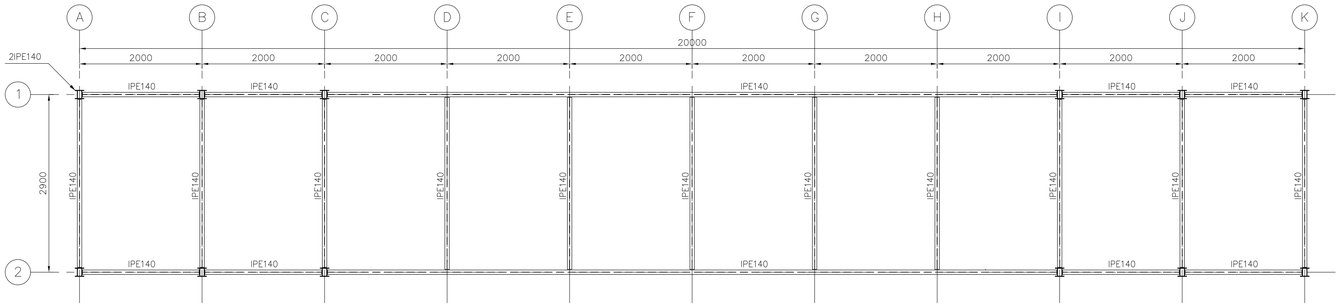

FRAMING PLAN

SC.1:50 EL:+3.30

REFERENCES

NOTE

1. All dimensions are specified in millimeters, and all coordinates and elevations are in meters.

2. Structural steel shall be mild steel grade ST –37, with a yield strength of 2400 kg/cm².

3. Structural joints shall use hexagonal high–strength bolts, nuts, and hardened washers conforming to A490 –ISO 10.9 standards.

4. The minimum tensile strength of weld metal shall be 70 ksi (4900 kg/cm²).

5. All exposed steel surfaces shall be treated with a primer for anti –corrosion protection.

for TENDER DOCUMENT

CLIENT: شرکت توسعه آهن و فولاد گل گهر G.I.S.D.Co.

CONSULTANT: BARSOO برسو شرکت مهندسی CONSULTING and PROJECT MANAGEMENT

CONTRACTOR:

SUBCONTRACTOR:

	Name	Date:	Sign.	CLIENT DOC . NO.	
Approved	A.MONFARED	1405.02.02	--	S–SM01–D–BOP–WWTP–DWG–ST–002	
Checked:	AH.KOSARIEH	1405.02.02	--	PROJECT NO.: 157DCGU1020104–00	
Designed:	J.MALEKIAN	1405.02.02	--	SCALE 1:1000	DOC CLASS NO.: --

PROJECT: PIPE RACK

DRAWING TITLE: FRAMING PLAN

DRAWING NO.

REGION CODE	PROJECT CODE	SUB PHASE CODE	AREA CODE	UNIT CODE	DOC TYPE CODE	DISCIPLINE CODE	SERIAL NO	REV	SIZE	SHEET
S	SM01	D	BOP	WWTP	DWG	CV	102	0	A1	1/1

File name:157DCGU1020104–00.DWG

Rev.	DESCRIPTION	Prepared	Checked	Approved	Date
–	–	–	–	–	–
0	FIRST ISSUE	J.MALEKIAN	AH.KOSARIEH	A.MONFARED	1405.02.02

THIS PRINT AND ALL THE INFORMATION HEREON IS THE PROPERTY OF BARSOO MUST NOT BE MADE PUBLIC, COPIED OR USED IN ANY WAY DETRIMENTAL TO OUR INTEREST. IT IS LOANED SUBJECT TO RETURN ON DEMAND, UNLESS FURNISHED UNDER CONTRACT.